



Wireless Guest Access

Bridgewater State University is pleased to offer wireless service for laptop computers. Please follow the directions below when on campus. There are a few areas on campus where the wireless signal does not reach. Due to the variety of laptop models and limited staffing, BSU is not able to provide technical support to off campus users setting up the wireless network on their laptop.

Wireless guest access is available for guests **without** a BSU user account.

Guest access has the following limitations:

Account is only valid for 10 hours. Usage beyond 10 hours will require a new username and password on different day

Users can activate unlimited temporary guest access in 60 minute increments

Guest access has reduced bandwidth

Only allowed to browse websites, no other protocols permitted

Must have all Windows updates

Must be set for Microsoft to run wireless

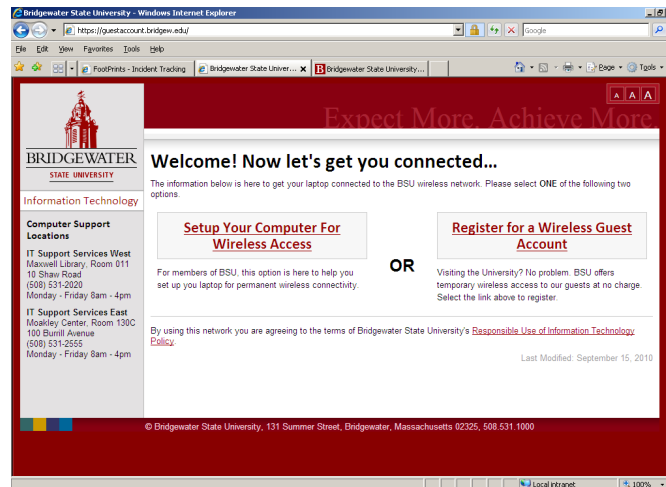
Must use Internet Explorer

Must be administrator on laptop

Turn on laptop and go to Internet Explorer (Firefox will not work)

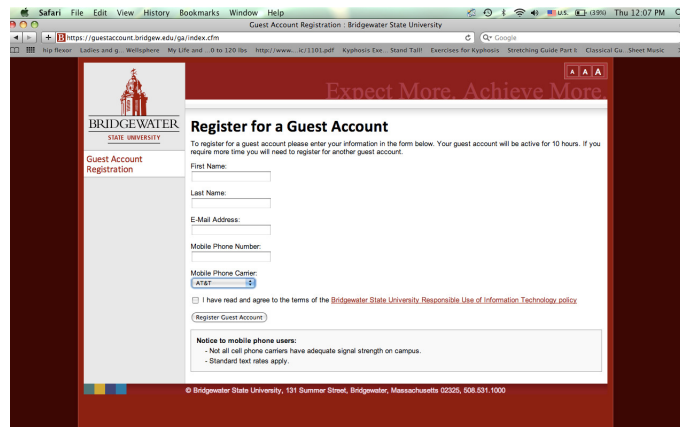
You should be directed to the following page:

<https://guestaccount.bridgew.edu/>



Click on "Register for a Wireless Guest Account"

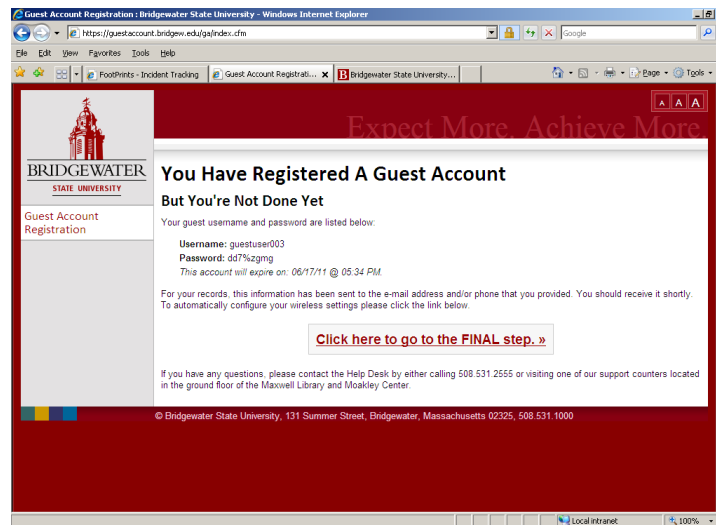
You will be brought to the page below:



Enter the information requested and click on Register Guest Account.

Be sure to read and check the Responsible use of Information Technology policy.

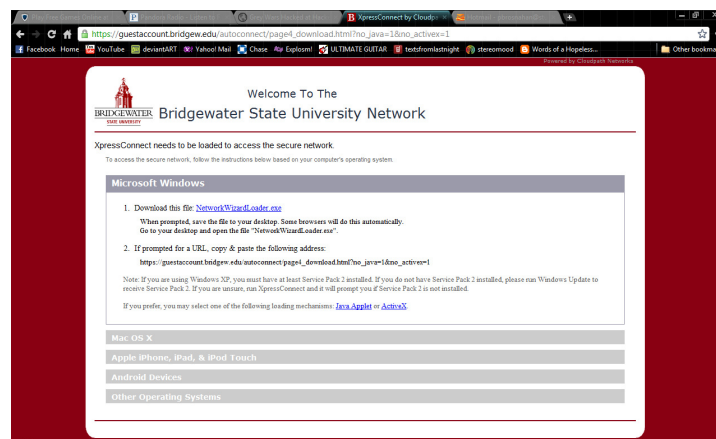
The user name and password will then appear on the computer screen and will be sent as text to the guest's phone. **Please write down the user name and password before proceeding.**



Click on the Final Step link.

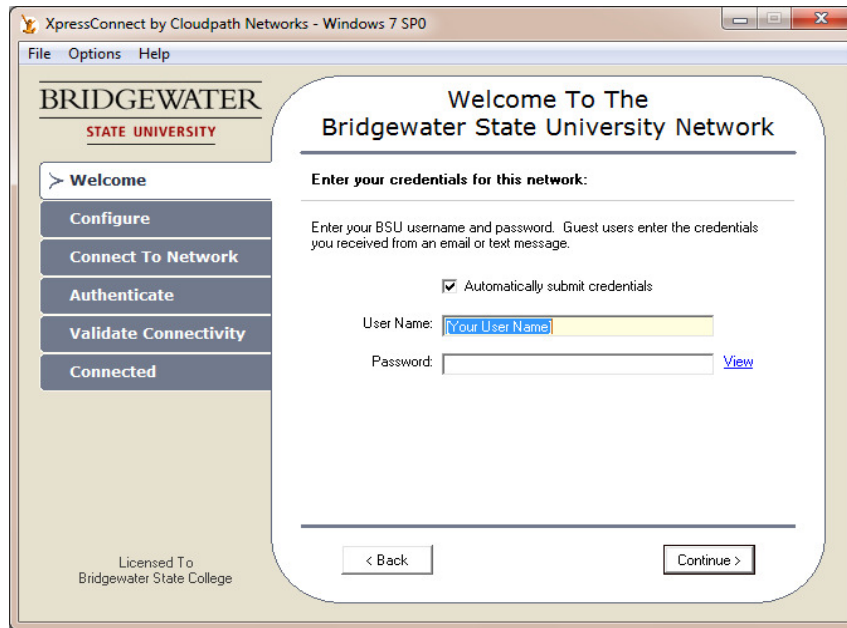
XpressConnect starts loading.

You will see the following screen.



Click on NetworkWizardLoader.exe

Enter the username and password that appeared on your screen or in your text message. Be sure to write down the username and password.



You have now successfully connected to the wireless network.

