



Unadjusted Revenues and Expenditures Fiscal Year 2009

Current Fund Revenues Restricted and Unrestricted

	Fiscal Year 2009	% Total Revenues FY 2009
Local Tuition/Fees	\$58,854,444	44%
State Appropriations	\$38,236,619	29%
Government Grants and Contracts	\$11,446,696	9%
Auxiliary Enterprises	\$23,812,302	18%
Other	\$214,606	0%
Total Revenues	\$132,564,667	100%

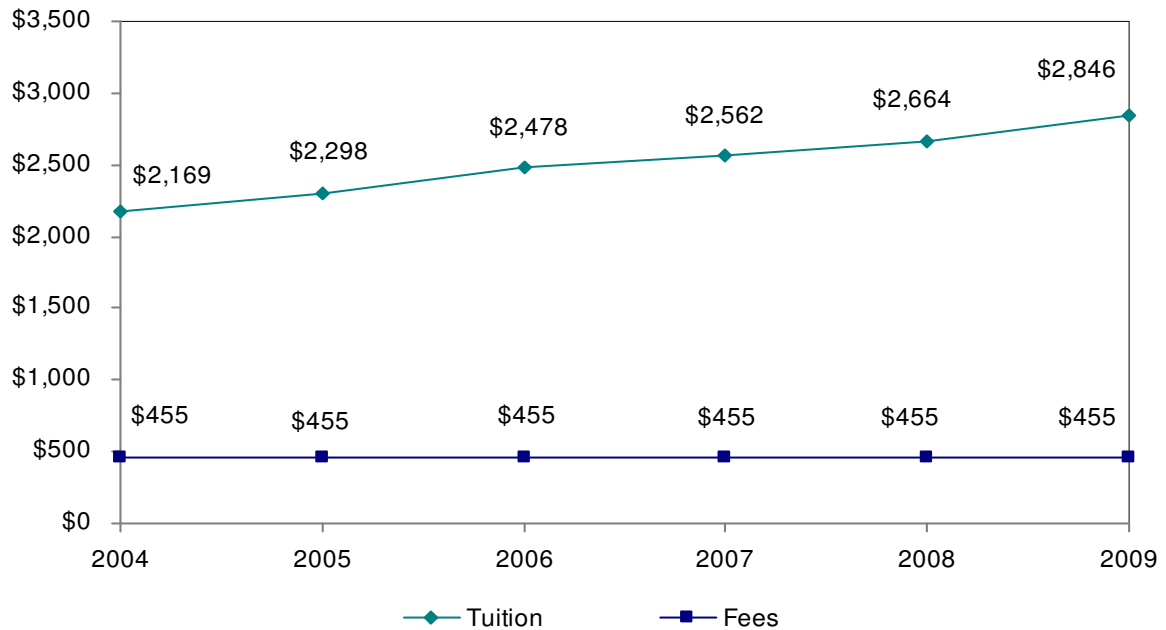
Current Fund Expenditures Restricted and Unrestricted

	Fiscal Year 2009	% Total Expenditures FY 2009
Instruction	\$34,648,133	27%
Academic Support	\$15,050,404	12%
Student Services	\$10,931,582	9%
Institutional Support	\$17,824,043	14%
Operation, Maintenance of Plant	\$15,831,305	12%
Scholarships and Fellowships	\$10,983,903	9%
Public Service	\$1,987,319	2%
Auxiliary Enterprises	\$21,028,115	16%
Total Expenditures	\$128,284,804	100%

Source: Office of Fiscal Affairs

Full-Time Undergraduate Tuition & Fees Per Term Fall 2005 – Fall 2009

In Fall 2009, tuition remained unchanged while fees increased by 7 percent from the previous Fall.



Notes:

Figures based upon 12 credit hour load.

Fees include Student Government Association Fees and Software Fees.

In Fall 2007, Student Government Association Fees increased from \$24 per term to \$50 per term for full-time undergraduates.

Financial Aid Program Profile Academic Years 2006/07 and 2007/08

	2007/08				2008/09			
	# of Students	# Dollars	\$\$ Per Student	% Total \$\$	# of Students	# Dollars	\$\$ Per Student	% Total \$\$
Need-based								
Scholarships & Grants	3,264	\$10,459,912	\$3,205	42%	3,183	\$11,644,569	\$3,665	42%
Loans	3,548	\$14,318,770	\$4,036	57%	3,799	\$15,684,135	\$4,128	56%
Work	533	\$651,784	\$1,223	1%	536	\$699,594	\$1,305	2%
Total	4,412	\$25,430,466	\$6,140	100%	4,356	\$28,048,298	\$6,439	100%
Non-need based								
Scholarships & Grants**	731	\$1,225,659	\$1,677	8%	923	\$1,477,792	\$1,601	6%
Loans	2,900	\$15,626,969	\$5,389	92%	4,199	\$22,489,544	\$5,356	94%
Total	3,392	\$16,852,628	\$4,968	100%	4,655	\$23,967,336	\$5,148	100%
Total Aid								
Scholarships & Grants	3,647	\$11,685,571	\$3,204	28%	3,697	\$13,142,361	\$3,555	25%
Loans	5,216	\$29,945,739	\$5,741	71%	5,637	\$38,173,679	\$6,772	73%
Work	533	\$651,784	\$1,223	1%	536	\$699,594	\$1,305	2%
Total	5,885	\$42,283,094	\$7,185	100%	6,270	\$52,015,634	\$8,296	100%

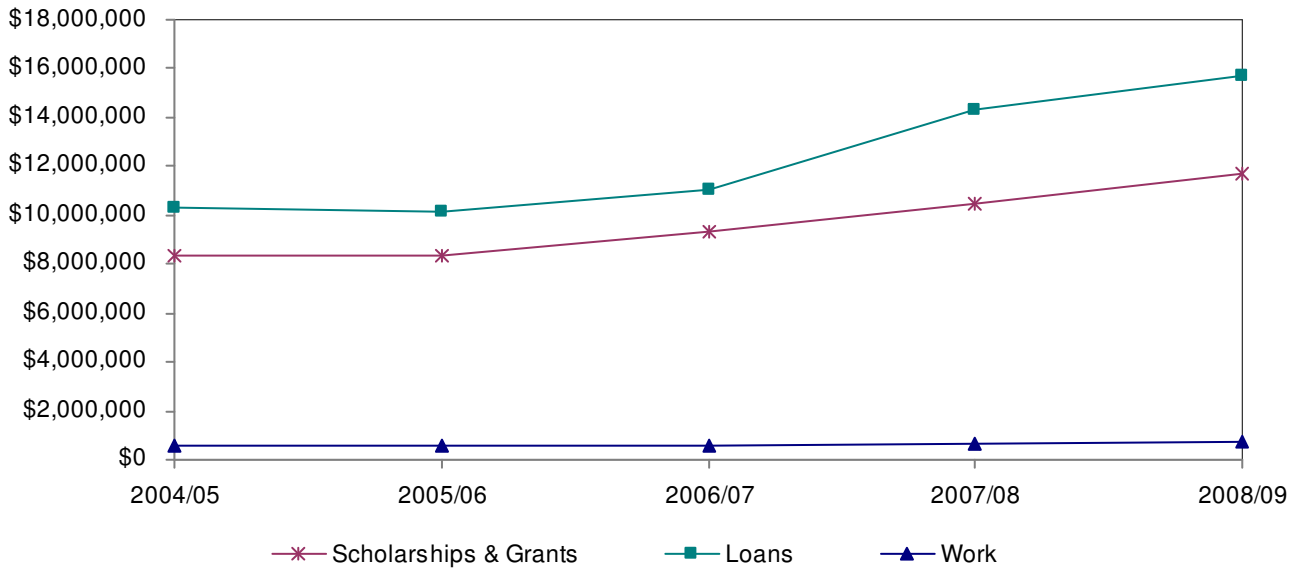
*Unduplicated headcount. Also, within each aid category (scholarships and grants, loans, work), the number of students is an unduplicated headcount.

**Does not include graduate student tuition waivers.

Notes: Only matriculated students are eligible to receive financial aid. Increase in non-need based loans due to increase in federal unsubsidized loan limits.

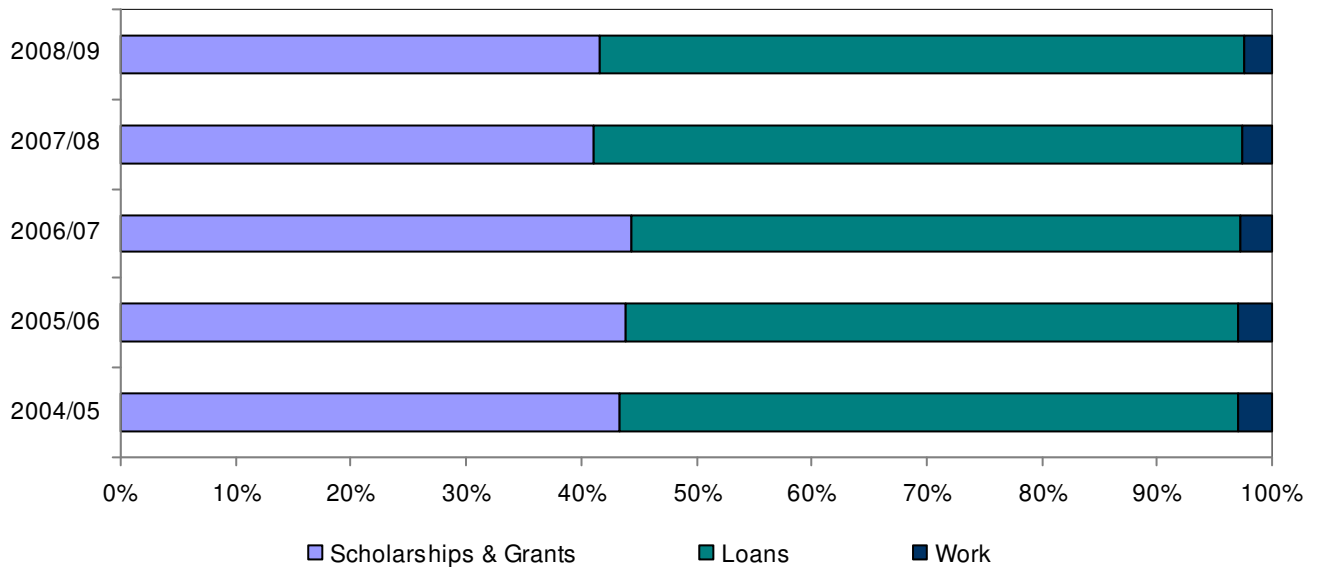
Source: Office of Financial Aid

Need-Based Aid 2004/05 – 2008/09



	2004/05	2005/06	2006/07	2007/08	2008/09
Scholarships & Grants	\$8,346,242	\$8,334,827	\$9,322,934	\$10,459,912	\$11,644,569
Loans	\$10,328,003	\$10,130,381	\$11,066,906	\$14,318,770	\$15,684,135
Work	\$551,266	\$573,701	\$584,061	\$651,784	\$699,594

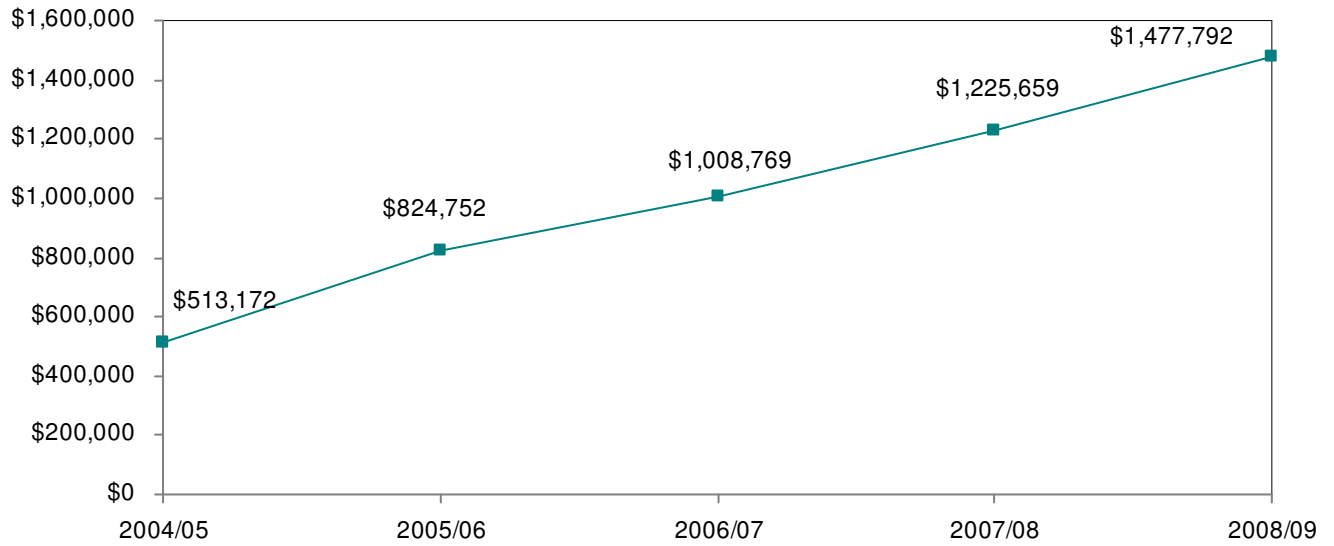
Need-Based Aid on a Percentage Basis



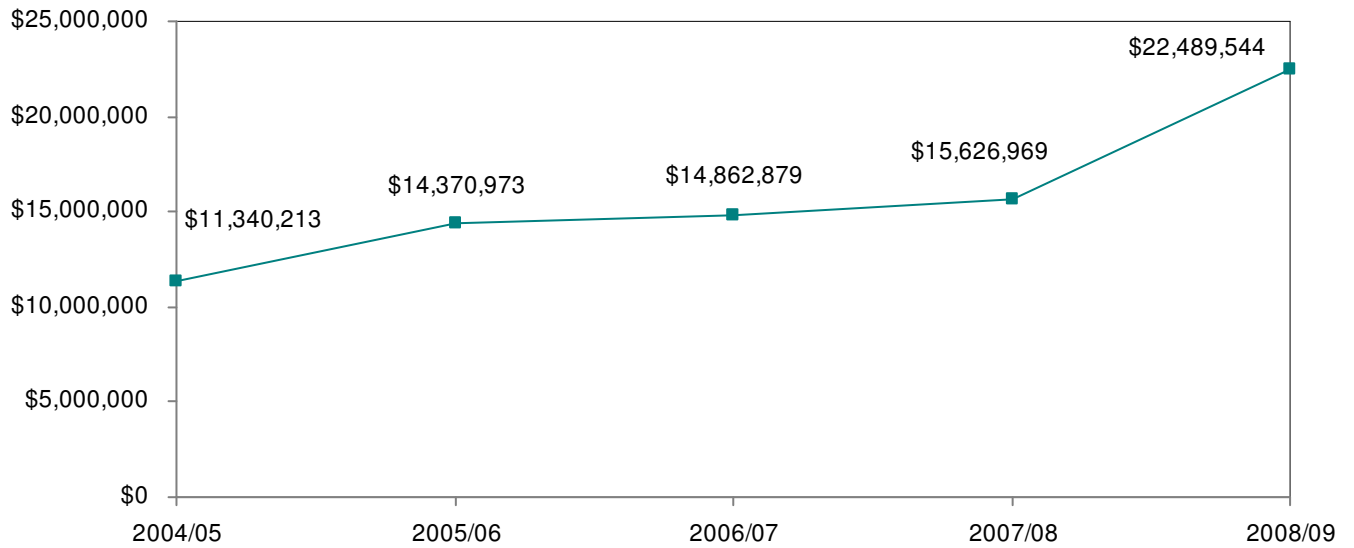
Source: Office of Financial Aid

Non-Need-Based Aid 2004/05 – 2008/09

Scholarships and Grants



Loans



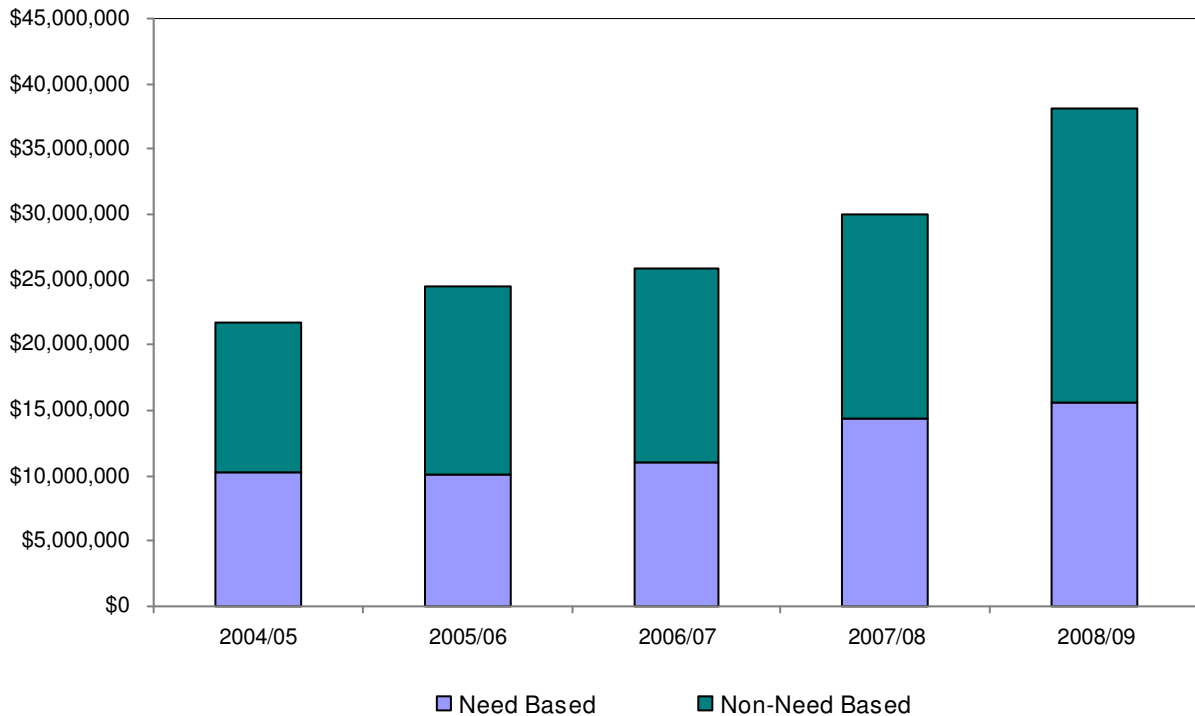
Source: Office of Financial Aid

Student Loan Volume 2004/05 – 2008/09

The amount of need-based student borrowing has increased by 10 percent over the past year. Non-need based student borrowing increased by approximately 44 percent during that same time. Overall, student borrowing increased 27 percent in the last year.

	2004/05	2005/06	2006/07	2007/08	2008/09
Need based	\$10,328,003	\$10,130,381	\$11,066,906	\$14,318,770	\$15,684,135
Non-need based	\$11,340,213*	\$14,370,973*	\$14,862,879	\$15,626,969	\$22,489,544
Total	\$21,668,216	\$24,501,354	\$25,929,785	\$29,945,739	\$38,173,679

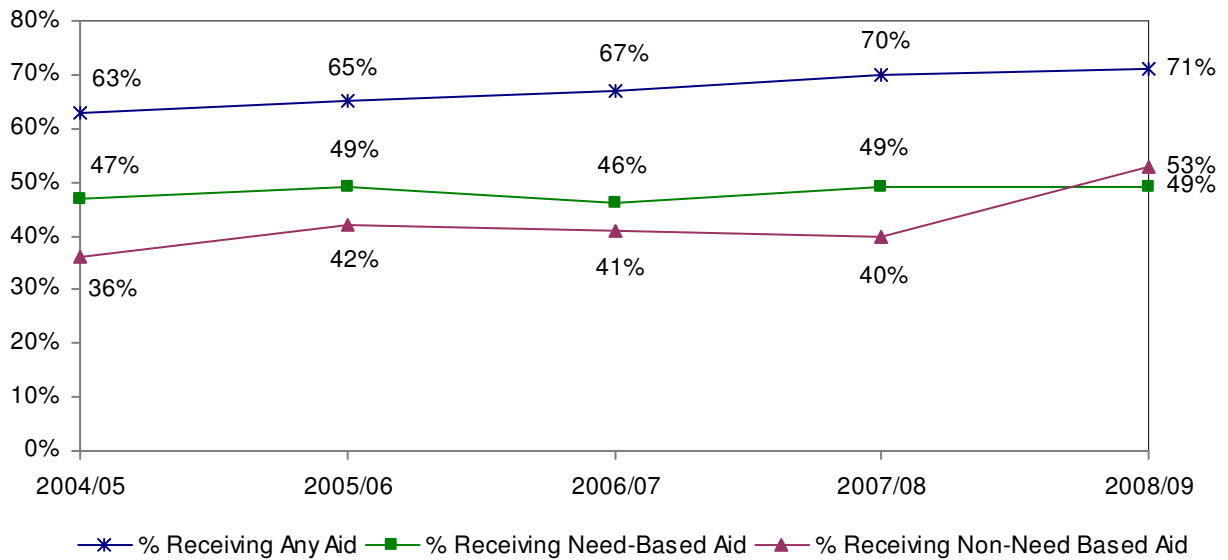
* Includes private alternative loans not previously reported in the Factbook.



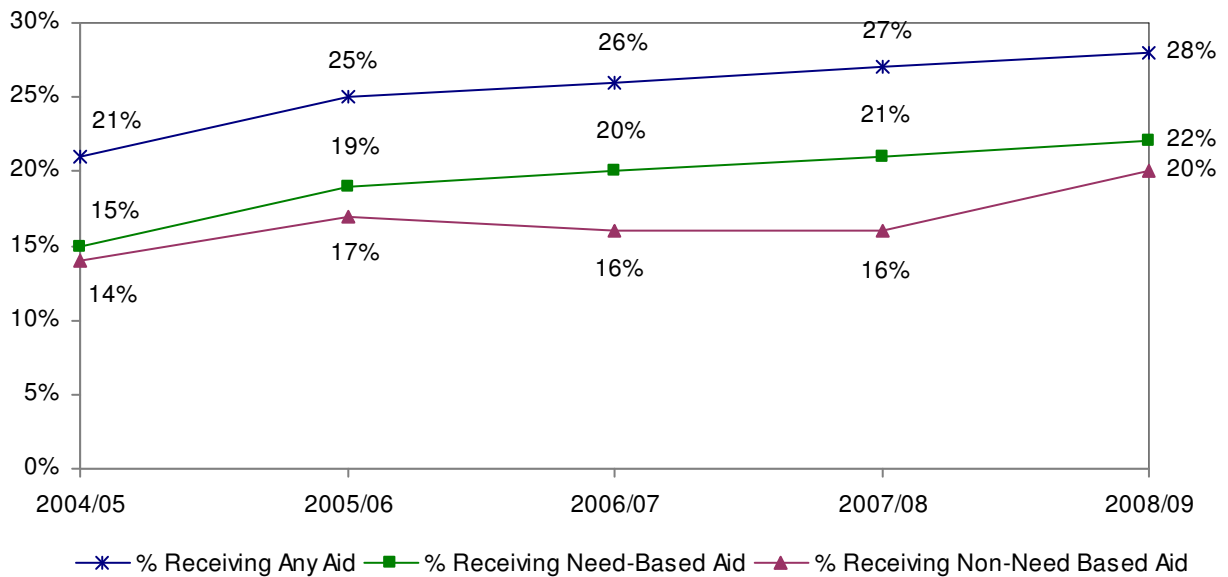
Source: Office of Financial Aid

Percentage of Students Receiving Aid* 2004/05 – 2008/09

Undergraduates



Graduate Students**



*Percentages based on matriculated students only.

**Non-need based aid for graduate students includes tuition waivers.

Source: Office of Financial Aid

