



**Maxwell Library Holdings
June 30, 2009***

Print Collections	Title	Volume
Educational Resources Center		
Children's Collection - C Fiction	5,361	5,774
Children's Collection - C Non-Fiction	8,153	8,581
Children's Collection - Picture Books	1,453	1,553
Children's Collection - Y Fiction	2,169	2,286
Children's Collection - Y Non-Fiction	2,439	2,467
Educational Resources Center - Curriculum Guides	232	254
Educational Resources Center - General	3,356	3,508
Educational Resources Center - Instructional Aids	217	259
Educational Resources Center - Media	154	200
Educational Resources Center - PALMS Collection	52	62
Educational Resources Center - Reference (Non-Circulating)	629	1,293
Educational Resources Center - Reserves	1	6
Educational Resources Center - Serials	35	36
Educational Resources Center - Test Preparation	34	37
Educational Resources Center - Tests (Restricted Access)	768	842
Educational Resources Center - Textbooks	1,723	7,554
Total	26,776	34,712
Main Collections		
General Collection	189,627	206,875
General Collection - Oversize	4,773	5,099
Total	194,400	211,974
Map Collection		
Atlas	9	11
Nautical Charts	4	990
Total	13	1,001
References		
Ready Reference - Kept at Reference Counter	10	23
Reference	12,507	24,739
Reference - Map Collection	1,218	1,249
Total	13,735	26,011
Serials		
Index Area	75**	78
Serials	2,222	4,255
Newspapers	25**	26
Total	2,923	4,359

Special Collections

Archives	319	399
Archives - Faculty Publications	65	66
Special Collections - Braille/Large Print	35	251
Special Collections - Children's Collection	2,170	2,236
Special Collections - Dickens Collection	295	338
Special Collections - Early Textbooks	885	1,044
Special Collections - General	460	694
Special Collections - Lincoln Collection	2,606	3,640
Special Collections - Local History	4	8
Special Collections - Master's Theses	225	208
Special Collections - Maxwell Collection	792	811
Special Collections - Oakley Collection	218	221
Special Collections - Rares	80	140
Special Collections - Roosevelt Collection	139	140
Special Collections - Taris Sci Textbooks	186	205
Total	8,479	10,401

Reserves

Circulation Desk - 2 Hour Reserve	271	298
Circulation Desk - One Week Reserve	2	7
Circulation Desk - Overnight Reserve	17	21
Total	290	326

Library Offices

Archives Office	1	1
Catalog Department Office	35	39
Circulation Desk	11	23
Educational Resources Center Office	1	4
Library Director Office	1	1
Systems Office	6	6
Total	55	74

Government Documents

Canadian Documents	512	600
US Documents	43	49
Total	555	649

Microforms (Titles--not piece counts)

Microfiche	69	69
Microfilm	151	151
Ultrafiche	38	36
Total	258	256

Print Grand Totals:	247,484	289,763
----------------------------	----------------	----------------

Non-print Collections	Title	Volume
Educational Resources Center - Media	110	82
Networked Resources		
Electronic Books (Including NetLibrary Collection)	6,133	6,133
Electronic Reference	411	411
Electronic Resources	1,656	1,629
Total	7,737	8,173
Audio/Video Collections		
Archives - Videos (Special Collections)	667	775
Videos - General	1,822	2,925
Videos - Oversize	93	128
DVDs	1,041	1,133
DVDs - Oversize	23	25
Reserved Videos	15	18
Total	3,661	5,004
Audio Disks	7***	19
Audio Cassettes	626	899
Audio Compact Discs	908	1,150
Total	1,666	2,068
Non-Print Grand Totals:	13,174	15,327
GRAND TOTALS:	260,659****	305,090

- * Includes unsuppressed bib & holdings counts only
- ** Voyager counts only
- *** From Audio Center
- **** Contains duplicate titles; unique title count=**260,289**

Source: Clement C. Maxwell Library

**Total Expenditures:
All Media/Materials
2004/05 – 2008/09**

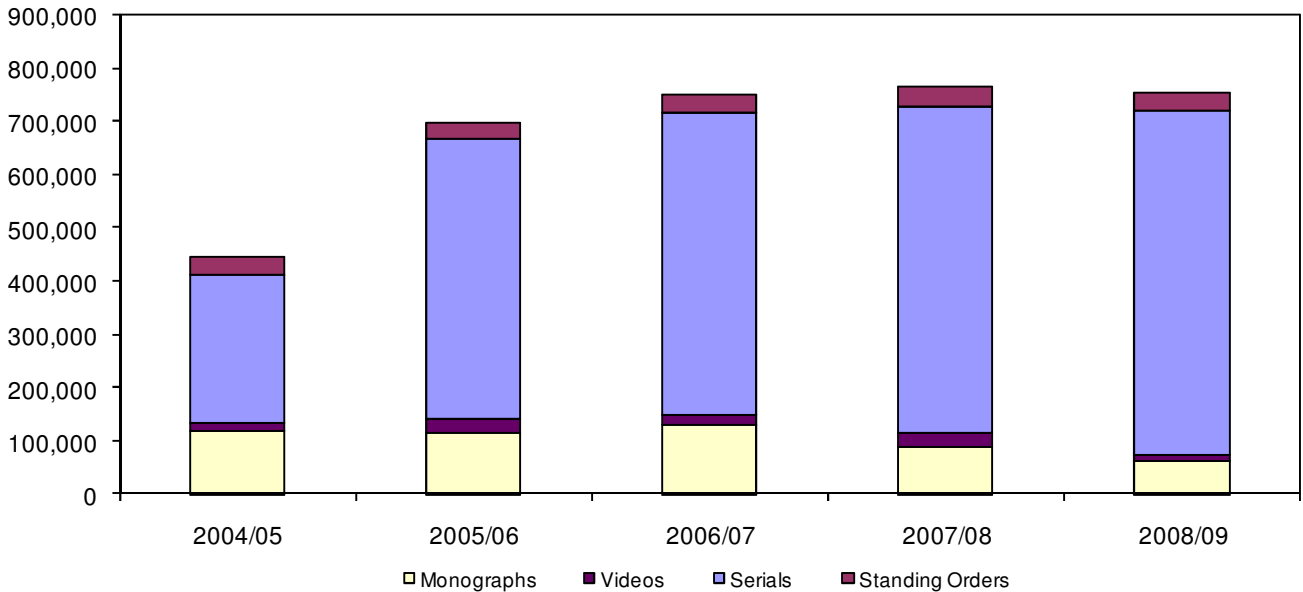
Year	Books	Audio/Video*	Serials	Standing Orders	Total
2004/05	\$119,677	\$12,894	\$280,240	\$34,159	\$446,970
2005/06	\$116,677	\$23,882	\$526,205	\$33,728	\$700,492
2006/07	\$131,969	\$16,408	\$568,650	\$35,583	\$752,610
2007/08	\$90,281	\$23,683	\$613,337	\$37,448	\$764,749
2008/09	\$61,114	\$14,435	\$645,082	\$34,776	\$755,407

* Audio was added in 2004/05.

2004/05 Serials/Databases includes \$255,076 for print plus \$25,164 for titles that went from Print to electronic in 2004-05.

2004-05 Databases underrepresented

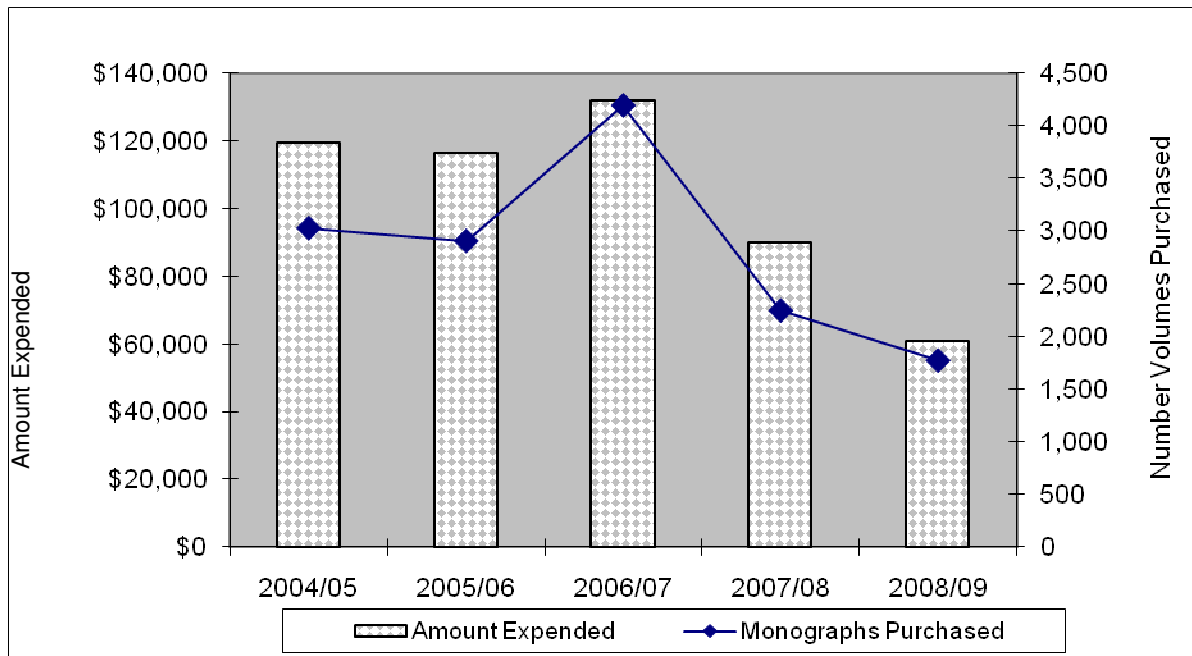
**Total Expenditures:
Books & Serials
2003/04 – 2008/09**



Source: Clement C. Maxwell Library

Book Expenditures 2004/05 – 2008/09

Year	Amount Expended	Books Purchased	Average Cost per Book
2004/05	\$119,677	3,027	\$39.54
2005/06	\$116,677	2,905	\$40.16
2006/07	\$131,969	4,193	\$31.47
2007/08	\$90,281	2,244	\$40.23
2008/09	\$61,114	1,769	\$34.55



Source: Clement C. Maxwell Library

Book Expenditures by Department/Collection 2004/05 – 2008/09

	2004/05	2005/06	2006/07	2007/08	2008/09
Collections	\$46,489	\$56,047	\$67,908	\$49,439	\$27,605
Audio Material	\$2,064	\$1,322	\$363	\$237	\$60
Burnell School Library#	\$3,169	\$3,250	\$1,665	\$18	-
Children's & YA	\$784	\$921	\$2,979	\$1,037	\$762
Educational Resources	\$5,868	\$13,606	\$29,914	\$9,675	\$4,563
Reference	\$22,890	\$14,328	\$16,744	\$14,759	\$7,577
Special Collections	\$884	\$60	\$197	\$267	\$267
Videos	\$10,830	\$22,560	\$16,046	\$23,446	\$14,375
Academic Department Areas	\$86,082	\$84,512	\$80,470	\$64,523	\$47,944
Accounting & Finance*	-	-	\$1,422	\$140	\$201
Anthropology	\$2,578	\$2,253	\$1,439	\$1,963	\$787
Art	\$6,332	\$6,787	\$6,338	\$6,335	\$4,358
Asian Studies	\$2,113	\$2,319	\$1,504	\$1,504	\$941
Aviation Science	\$1,433	\$427	\$446	\$157	\$162
Biology	\$2,542	\$1,688	\$739	\$1,972	\$1,215
Canadian Studies	\$1,431	\$1,294	\$1,000	\$1,222	\$1,398
Chemistry	\$164	\$428	\$149	\$158	\$0
Communication Studies	-	\$3,204	\$2,556	\$2,529	\$2,240
Communication Studies & Theater	\$3,960	-	-	-	-
Criminal Justice	\$5,580	\$4,090	\$3,257	\$2,365	\$2,057
Earth Sciences	-	\$1,962	\$1,696	\$1,491	\$1,492
Earth Sciences & Geography	\$1,550	-	-	-	-
Economics	\$877	\$1,051	\$2,427	\$1,037	\$868
Education	\$4,006	\$5,217	\$6,991	\$3,279	\$3,024
English	\$8,106	\$8,422	\$7,915	\$6,062	\$4,889
Foreign Languages	\$2,549	\$1,811	\$1,299	\$1,368	\$732
Geography	-	\$1,304	\$1,884	\$630	\$958
History	\$9,506	\$9,817	\$7,199	\$6,180	\$3,740
Latin American Studies	\$1,883	\$1,704	\$1,469	\$1,430	\$716
Management Science	\$2,421	\$3,448	\$4,525	\$1,674	\$581
Math & Computer Science	\$3,082	\$2,169	\$2,066	\$1,828	\$1,190
Media & Librarianship	\$1,708	\$489	\$908	\$658	\$145
Middle East Studies**	-	-	-	-	\$689
Movement Arts	\$2,507	\$2,230	\$3,340	\$1,433	\$1,328
Music	\$2,154	\$2,215	\$512	\$653	\$282
Philosophy	\$2,242	\$2,261	\$2,227	\$1,767	\$942
Physics	\$1,316	\$236	\$1,049	\$631	\$329
Political Science	\$4,323	\$4,881	\$3,860	\$4,271	\$3,060
Psychology	\$3,027	\$2,909	\$4,590	\$2,940	\$2,252
Social Work	\$2,642	\$2,036	\$1,989	\$1,734	\$1,315
Sociology	\$4,080	\$4,056	\$3,483	\$3,521	\$2,555
Theater & Dance	-	\$1,531	\$758	\$1,600	\$1,062
U.S. Ethnic Studies**	-	-	-	-	\$932
Women's Studies	\$1,970	\$2,273	\$1,433	\$1,991	\$1,504
Total Collections & Academic Disciplines	\$132,571	\$140,559	\$148,378	\$113,962	\$75,549

Source: Clement C. Maxwell Library

**Serial Expenditures by Department/Collection
2008/09**

Subject Area	Number of Titles	Cost	Average Price/Title	% of Total Cost	% of Total Titles
Newspapers print & MF	19	\$17,237	\$907.21	2.7%	0.0%
Newspapers e-journals	708	\$5,835	\$8.24	0.9%	1.6%
General print	34	\$7,788	\$229.06	1.2%	0.1%
General e-journals	19,996	\$87,237	\$4.36	13.5%	46.0%
General Databases	7	\$17,825	\$2,546.43	2.8%	0.0%
Anthropology print	21	\$4,905	\$233.57	0.8%	0.1%
Anthropology Databases	1	\$290	\$290.00	0.0%	0.0%
Art print	26	\$1,800	\$69.23	0.3%	0.1%
Art e-journals	204	\$6,304	\$30.90	1.0%	0.5%
Aviation print	17	\$1,743	\$102.53	0.3%	0.0%
Biological Sciences print	39	\$49,092	\$1,258.77	7.6%	0.1%
Biological Sciences e-journals	128	\$6,907	\$53.96	1.1%	0.3%
Biological Sciences databases	1	\$13,143	\$13,143.00	2.0%	0.0%
Chemical Sciences print	3	\$4,011	\$1,337.00	0.6%	0.0%
Chemical Sciences e-journals	49	\$33,176	\$677.06	5.1%	0.1%
Chemical Sciences Databases	1	\$500	\$500.00	0.1%	0.0%
Communication Disorders print	8	\$2,562	\$320.25	0.4%	0.0%
Communication Studies print	14	\$4,455	\$318.21	0.7%	0.0%
Comm. Studies e-journals	447	\$5,757	\$12.88	0.9%	1.0%
Comm. Studies databases	1	\$644	\$644.00	0.1%	0.0%
Criminal Justice print	5	\$1,870	\$374.00	0.3%	0.0%
Criminal Justice e-journals	25	\$7,125	\$285.00	1.1%	0.1%
Criminal Justice Databases	1	\$3,301	\$3,301.00	0.5%	0.0%
Earth Sciences print	10	\$13,920	\$1,392.00	2.2%	0.0%
Earth Sciences e-journals	39	\$8,274	\$212.15	1.3%	0.1%
Earth Science Databases	1	\$5,433	\$5,433.00	0.8%	0.0%
Economics print	20	\$6,124	\$306.20	0.9%	0.1%
Economics e-journals	1	\$638	\$638.00	0.1%	0.0%
Education print	100	\$24,094	\$240.94	3.7%	0.2%
Education e-journals	2,732	\$7,512	\$2.75	1.2%	6.3%
Educational Resource Ctr print	18	\$2,919	\$162.17	0.5%	0.0%
Educational Res. Ctr Databases	1	\$1,450	\$1,450.00	0.2%	0.0%
English print	68	\$8,431	\$233.99	1.3%	0.1%
English e-journals	1	\$175	\$175.00	0.0%	0.0%
English Databases	1	\$6,533	\$6,533.00	1.0%	0.0%
Foreign Languages print	27	\$3,348	\$124.00	0.5%	0.1%
Foreign Languages e-journals	1	\$582	\$582.00	0.1%	0.0%
Geography print	13	\$4,647	\$357.46	0.7%	0.0%
Geography Databases	1	\$1,890	\$1,890.00	0.3%	0.0%
History	55	\$8,155	\$148.27	1.3%	0.1%
History e-journals	2	\$1,556	\$778.00	0.2%	0.0%
History Databases	3	\$15,070	\$5,023.00	2.3%	0.0%
Library/Media print	8	\$2,100	\$262.50	0.3%	0.0%
Library/Media Databases	4	\$4,753	\$1,188.25	0.7%	0.0%
Management print	30	\$11,087	\$369.57	1.7%	0.1%

Management e-journals	12,124	\$919	\$0.08	0.1%	27.9%
Management Databases	3	\$13,234	\$4,111.33	2.1%	0.0%
Math & Computer Science print	25	\$18,005	\$720.20	2.8%	0.1%
Math & Computer Sci. e-journals	54	\$8,259	\$152.94	1.3%	0.1%
Movement Arts print	35	\$11,006	\$314.46	1.7%	0.1%
Movement Arts e-journals	1,597	\$9,697	\$6.07	1.5%	3.7%
Music print	25	\$2,340	\$93.60	0.4%	0.1%
Music e-journals	429	\$4,280	\$9.98	0.7%	0.9%
Music Databases	2	\$1,951	\$975.50	0.3%	0.0%
Philosophy print	38	\$11,491	\$302.39	1.8%	0.1%
Philosophy e-journals	318	\$2,167	\$6.81	0.3%	0.7%
Physics print	3	\$1,712	\$570.67	0.3%	0.0%
Physics e-journals	20	\$11,846	\$592.30	1.8%	0.1%
Political Science print	56	\$18,746	\$334.75	2.9%	0.1%
Political Science e-journals	1,459	\$4,349	\$2.98	0.7%	3.4%
Political Science Databases	1	\$3,934	\$3,934.00	0.6%	0.0%
Psychology print	27	\$20,070	\$743.33	3.1%	0.1%
Psychology e-journals	704	\$16,372	\$23.26	2.5%	1.6%
Psychology Databases	2	\$11,748	\$5,874.00	1.8%	0.0%
Public Administration print	18	\$6,382	\$354.56	1.0%	0.0%
Public Administration e-journals	4	\$2,940	\$735.00	0.5%	0.0%
Social Work print	28	\$12,189	\$435.32	1.9%	0.1%
Social Work e-journals	4	\$2,340	\$585.00	0.4%	0.0%
Social Work Databases	1	\$2,090	\$2,090.00	0.3%	0.0%
Sociology print	26	\$11,187	\$430.27	1.7%	0.1%
Sociology e-journals	1,603	\$12,627	\$7.88	2.0%	3.7%
Theater & Dance print	9	\$1,003	\$111.44	0.2%	0.0%
Total	43,506	\$645,082	\$14.83	100.0%	100.0%

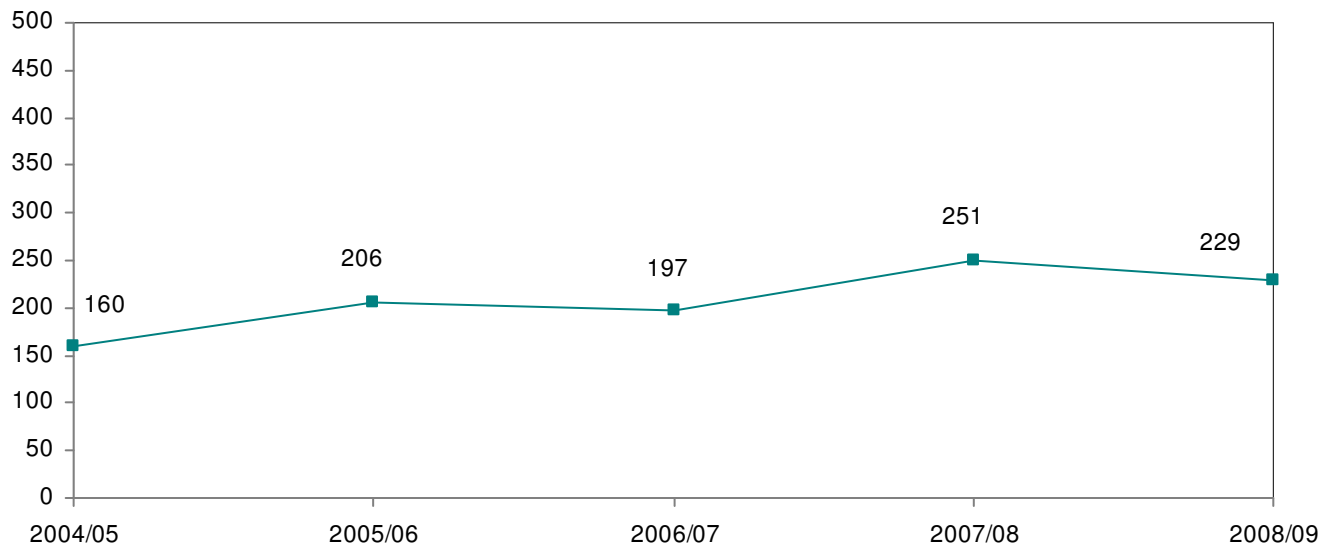
*E-journals include separate electronic only journal subscriptions and electronic journals in full-text databases
Databases include subscriptions for databases without full-text electronic journals*

Source: Clement C. Maxwell Library

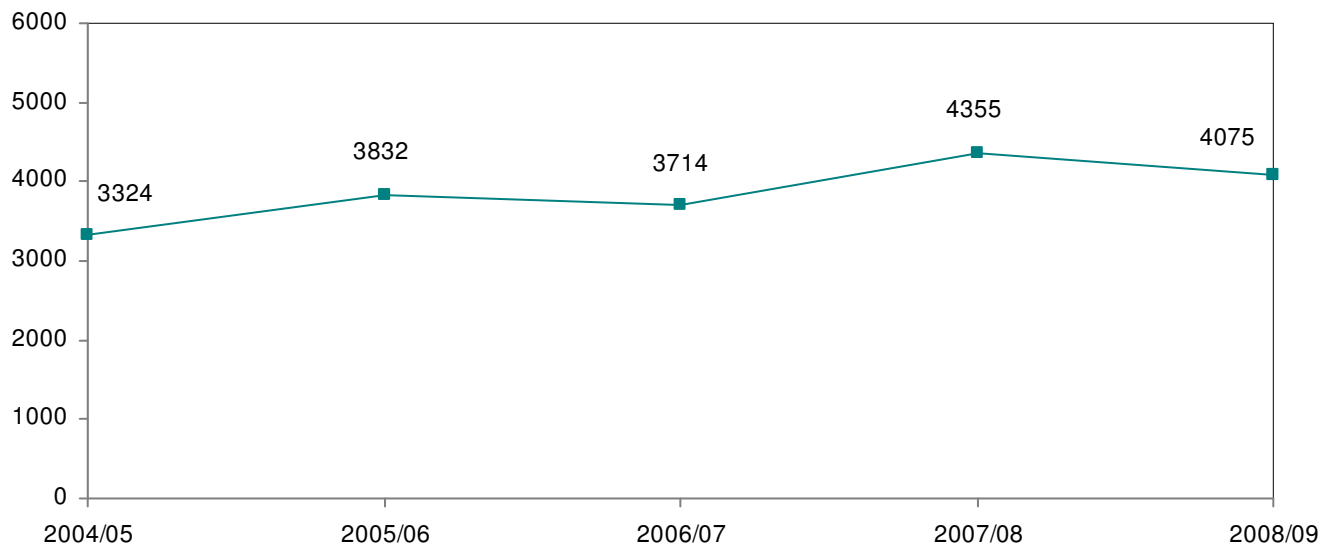
Classroom-Integrated Bibliographic Instruction 2004/05 – 2008/09

Bibliographic Instruction sessions are offered as a component of many classes and are a measure of library use. Sessions are usually taught by librarians and provide discipline-specific information about library research.

Number of Sessions



Number of Attendees



Source: Clement C. Maxwell Library

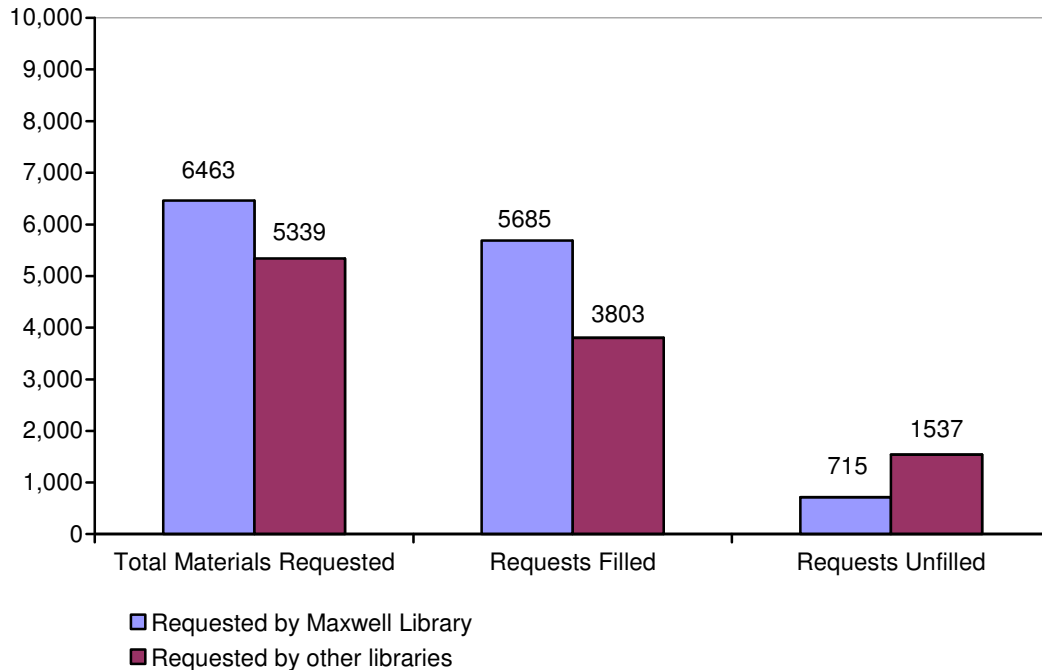
**Requests Submitted to MaxExpress
July 1, 2008 – June 30, 2009**

Department	Faculty	Graduate	Staff	Total
Academic Affairs	1	0	1	2
Administration and Finance	0	0	2	2
Athletics	0	1	0	1
Biological Sciences	8	0	0	8
Campus Center	0	0	1	1
Career Services	0	0	1	1
Communication Studies	1	0	0	1
Communication Studies and Theatre Arts	1	0	0	1
Criminal Justice	7	4	0	12
Earth Sciences & Geography	3	0	0	3
Economics	5	0	0	5
Education	0	6	0	6
Education (All Programs)	11	56	0	67
English	22	100	0	122
Foreign Languages	8	0	0	8
Graduate student	0	3	0	3
History	33	1	0	35
Information Technology	0	1	1	2
Institutional Research	0	1	0	1
Library	1	0	1	2
Mathematics	2	0	0	2
Movement Arts, Health Promotion, and Leisure Studies	3	10	7	20
Music	0	1	0	1
Philosophy	1	0	0	1
Physical Education	0	2	0	2
Political Science	6	0	0	6
Psychology	10	41	0	51
Residence Housing	0	0	5	5
Social Work	9	73	0	82
Sociology	3	0	0	3
Student	0	23	0	25
Student Affairs	2	0	8	10
Totals	137	323	27	491

Source: Clement C. Maxwell Library

Inter-Library Loan/Document Delivery July 2008 – June 2009

Between July 2008 and June 2009, Maxwell Library filled 70 percent of the Inter-Library Loan/Document Delivery requests submitted by other libraries.



When compared to other Massachusetts Colleges and Universities, Bridgewater ranks:

- 1st for fastest average turnaround time of interlibrary requests received for faculty, staff, students, and administrators.
- 1st in the overall amount of time interlibrary loan requests are filled for other libraries.
- 2nd for total number of interlibrary requests filled for faculty, staff, students, and administrators, following, UMass Amherst.
- 3rd in overall interlibrary loan requests submitted on behalf of faculty, staff, students, and administrators, following UMass Amherst, UMass Boston.
- 3rd in the overall number of interlibrary loan requests filled for other libraries, after UMass Amherst and UMass Medical Center.
- 4th in the overall number of interlibrary loan requests received from other libraries, after UMass Amherst, UMass Boston, and UMass Medical Center.

Source: Clement C. Maxwell Library

**Inter-Library Loan/Document Delivery
Requests Submitted by Department and Status
June 2008 – July 2009**

Department	Distance Ed Grad	Emeritus Faculty	Faculty	Graduate	Staff	Student	Under- graduate	Vesting Lecturer	Total
Academic Achievement Center	1	0	0	2	1	0	4	0	8
Academic Affairs	0	0	2	0	38	0	0	0	40
Accounting & Finance	0	0	12	12	0	0	58	0	82
Administration and Finance	0	0	0	2	9	0	0	0	11
Alumni Center	0	0	0	0	3	0	0	0	3
Anthropology	0	0	17	0	0	0	10	0	27
Art	0	0	2	15	0	0	11	0	28
Athletics	0	0	0	25	0	0	0	0	25
Aviation Science	0	0	0	0	3	0	4	0	7
Biological Sciences	0	0	88	0	0	0	62	0	150
Chemical Sciences	0	0	8	0	0	0	7	0	15
Communication Studies & Theater Arts	0	0	90	0	5	0	245	0	340
Computer Science	0	0	1	53	0	0	2	0	56
Counseling Center	0	0	0	0	1	0	0	0	1
Counselor Education	0	0	13	0	0	0	0	0	13
Criminal Justice	0	0	67	24	0	0	170	0	261
Earth Sciences & Geography	0	0	30	0	0	0	6	0	36
ECE	0	0	0	0	0	0	1	0	1
Economics	0	0	48	0	0	0	14	0	62
Education (All Programs)	0	0	43	364	1	0	285	0	693
English	0	0	344	611	0	0	214	5	1174
Facilities	0	0	0	0	1	0	0	0	1
Foreign Languages	0	0	12	10	0	0	1	0	23

General	0	0	0	0	19	0	0	0	19
Geography	0	0	0	0	0	0	16	0	16
GLBTA Pride Center	0	0	0	0	1	0	0	0	1
Health Services	0	0	0	0	9	0	0	0	9
History	0	0	258	40	0	0	158	0	456
Information Technology	0	0	0	11	14	0	0	0	25
Institutional Research	0	0	0	1	0	0	0	0	1
Library Services	0	0	76	0	135	0	0	0	211
Management Department	0	0	41	38	0	0	22	0	101
Mathematics	0	0	12	0	0	0	3	0	15
Moakley Center	0	0	0	0	1	0	0	0	1
Movement Arts, Health Promotion, and Leisure Studies	0	0	48	83	23	0	12	0	166
Music	0	0	111	4	0	0	1	0	116
Other	0	1	0	2	0	0	8	0	11
Philosophy	0	0	2	0	0	0	19	0	21
Physical Education	0	0	0	7	0	0	0	0	7
Physics	0	0	0	0	0	0	0	1	1
Political Science	0	0	58	6	0	0	12	0	76
Psychology	0	0	76	233	0	0	372	0	681
Public Administration	0	0	0	8	0	0	4	0	12
Residence Housing	0	0	0	0	4	0	0	0	4
Social Work	0	0	137	807	0	0	307	0	1251
Sociology	0	0	75	1	0	0	61	0	137
Special Education and Communication Disorders	0	0	0	1	0	0	2	0	3
Student	0	0	0	161	0	2	520	0	683
Student Affairs	0	0	9	0	23	0	0	0	32
Totals	1	1	1680	2521	291	2	2611	6	7113

Source: Clement C. Maxwell Library

Circulation Statistics July 2008 – June 2009

Collection	Title	Volume
Collection		
ERC General	738	752
ERC Reference	3	3
ERC PALMS	0	0
ERC Test Prep	79	100
Children's C Non-Fiction	973	1,002
Children's Y Non-Fiction	157	159
ERC Curriculum Guides	16	21
ERC Textbooks	251	357
ERC Instructional Aids	55	70
Children's C Fiction	782	852
Children's Y Fiction	210	215
Children's Picture Books	488	548
ERC Media	36	62
ERC Reserves	7	20
ERC Tests	112	210
Total	3,907	4,371
General Collection	17,426	18,504
General Collection Oversize	357	849
Audio Cassettes	23	26
Compact Disc	294	337
Videos General	821	1,080
DVD Collection	1,129	1,392
Total	20,050	22,188
2 Hour Reserve	455	1,891
Overnight Reserve	20	77
BSC Virtual Catalog	258	258
Circulation Desk	64	2,533
Video Reserves	12	18
US Document	0	0
Videos Archive	1	1
Reference	16	49
Total	826	4,827
GRAND TOTALS	24,783	31,386

Patron Group	Title	Volume
Alumni	N/A	257
Bridgewater Public Library	N/A	462
Community Residents	N/A	154
Consortia Members	N/A	25
Document Delivery	N/A	1,114
Emeritus Faculty/Staff	N/A	69
Faculty	N/A	3,156
Southeastern MA Teachers	N/A	81
Special Permission, Indefinite	N/A	4
Spouses of Faculty/Staff	N/A	26
Staff	N/A	1,080
Student	N/A	22,755
Virtual Catalog	N/A	1,117
Visiting Lecturers	N/A	1,139
Total	N/A	31,439

Source: Clement C. Maxwell Library

**Web Trends Statistics – Internal Visitors
July 2008 – June 2009**

Category	Fall Semester	Spring Semester	Summer Sessions
Successful Hits	1,306,352	680,968	515,507
Page Views	605,775	165,417	333,426
Average Page Views per Day	42,916	5,550	19,918
Average Page Views per Unique Visitor	41	0	35
Visits	195,037	0	69,900
Unique Visitors	99,231	0	34,648
Visitors Who Visited Once	78,487	0	28,212
Visitors Who Visited More Than Once	20,744	0	6,436
Visits Referred by Search Engines	62,660	0	17,903
Library Home Page	221,236	525,703	91,944
Library Hours/Events	3,733	1,239	1,721
Database List Page (indatabase.cfm)	55,532	910	9,627
Newspaper List Page (innews.cfm)	5,435	0	1,064
InterLibrary Loan Page (DDS)	2,560	86	1,444
Reference Tools Page	3,714	0	644
Circulation Dept. Home Page	1,104	482	497
Educational Resource Center Home Page	1,919	1,042	827
ERC Research Guide	1,191	0	1,069
Reference Dept. Home Page	2,749	766	1,404
Special Collections Home Page	0	132	17
Subject Guide Page	824	0	218
Intellectual Property Right Home Page	1,046	115	1,888
Database Descriptions Page	457	0	695
Style Guide	3,907	1,885	1,428
Turabian Style guide	52,770	0	13,477

Note: Due to log file analyzer change, most of the data from January to June 2009 cannot be collected.

Web Trends Statistics – External Visitors
July 2008 – June 2009

Category	Fall Semester	Spring Semester	Summer Sessions
Successful Hits	547,251	908,961	371,419
Page Views	310,787	236,322	189,296
Average Page Views per Day	21,121	7,846	10,491
Average Page Views per Unique Visitor	20	0	16
Visits	142,009	0	60,043
Unique Visitors	86,075	0	33,541
Visitors Who Visited Once	70,626	0	27,685
Visitors Who Visited More Than Once	15,449	0	5,856
Visits Referred by Search Engines	60,657	0	17,877
Library Home Page	72,069	187,884	57,734
Library Hours/Events	2,011	1,519	1,248
Database List Page (indatabase.cfm)	12,027	14,262	3,928
Newspaper List Page (innews.cfm)	1,447	0	409
InterLibrary Loan Page (DDS)	1,273	0	1,048
Reference Tools Page	918	0	142
Circulation Dept. Home Page	419	0	347
Educational Resource Center Home Page	1,009	0	325
ERC Research Guide	0	0	205
Reference Dept. Home Page	1,213	0	872
Special Collections Home Page	0	0	0
Subject Guide Page	0	0	0
Intellectual Property Right Home + Guidelines pages	1,237	1,091	1,900
Database Descriptions Page	326	0	343
FAQ	1,572	0	1,247
Ask A Librarian	0	0	0
Comments	250	0	1,030
Style Guide	2,381	2,823	1,632
Turabian Style guide	52,648	5,026	13,848
Standard Test Holdings	116,507	0	64,122

Annual Library Online Catalog (Webster) Searches July 2008 – November 2008*

Search Method	via Webster	via Z39.50	Grand Total
via Z39.50		182,777	182,777
Search Type			
Advanced Keyword	4,405		4,405
Author	1,921		1,921
Author (Sorted by title)	6,200		6,200
Builder	33		33
Call Number	981		981
Call Number Browse	1,484		1,484
Command	32		32
Journal Title	1,314		1,314
Keyword	27,523		27,523
Simple Search	895		895
Subject	5,179		5,179
Subject Browse	542		542
Title	8,639		8,639
Title (Left Anchored)	23,528		23,528
Grand Total	82,676	182,777	265,453

* November 2008 data incomplete; Data unavailable for December 2008 through June 2009

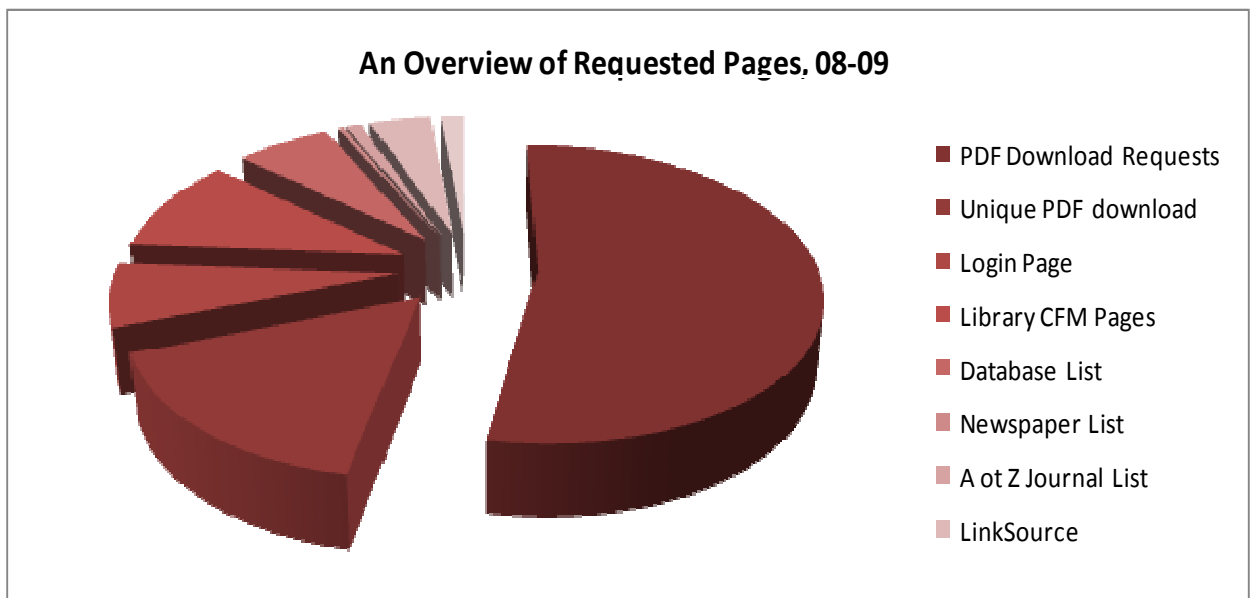
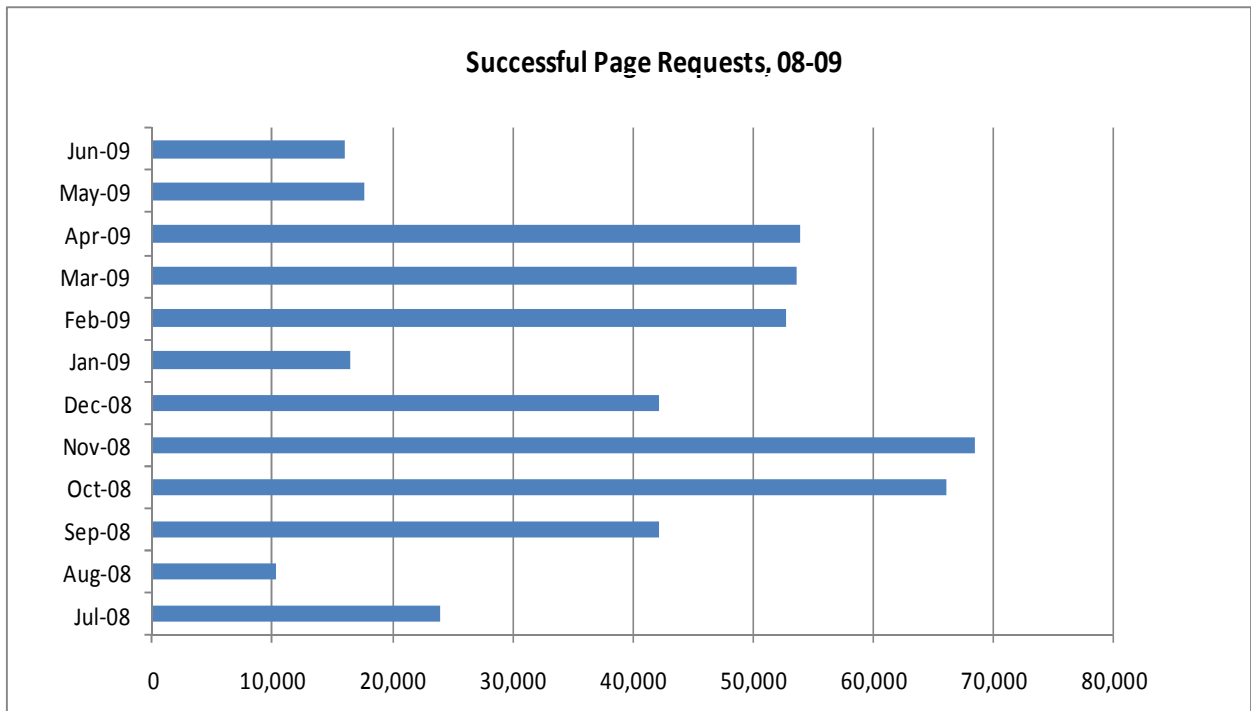
Source: Clement C. Maxwell Library

EZProxy Statistics July 2008 – June 2009

Category\Month	Jul 08	Aug 08	Sep 08	Oct 08	Nov 08	Dec 08	Jan 09	Feb 09	Mar 09	Apr 09	May 09	Jun 09	Grand Total
Successful Page Requests	23,898	10,331	42,120	66,207	68,451	42,154	16,526	52,725	53,604	53,994	17,687	16,034	463,731
PDF Download Requests	22,179	8,874	27,299	57,490	70,358	41,667	12,223	53,845	69,420	59,322	29,338	34,630	486,645
Unique PDF download	7,423	2,751	8,868	16,766	20,275	12,938	3,605	15,494	21,132	22,084	8,131	9,431	148,898
Login Page	2,979	1,484	4,604	7,679	8,420	5,526	1,952	6,233	8,177	8,719	3,544	3,768	63,085
Library CFM Pages	7,305	4,877	12,983	6,491	6,952	7,471	3,600	11,348	12,149	11,529	4,172	4,637	93,514
Database List	3,248	1,446	5,766	9,761	8,336	4,700	1,327	5,509	7,446	6,925	2,369	2,195	59,028
Newspaper List	192	55	848	483	479	208	93	401	479	357	77	73	3,745
A ot Z Journal List	625	355	1,302	1,586	1,284	735	354	849	1,116	926	260	378	9,770
LinkSource	1,941	862	2,690	4,496	5,278	2,950	1,032	4,792	5,239	5,129	1,514	1,906	37,829
Library Catalog	285	146	827	1,143	1,218	781	656	2,706	2,905	2,402	652	891	14,612
Data per day (MB)	462	191	723	1,262	1,173	1,139	294	1,527	1,545	1,692	604	617	n/a
Unique IP Addresses	1,829	1,379	3,534	5,376	6,451	4,871	2,215	5,293	6,049	6,588	3,435	2,281	n/a
Unique Users	674	478	1,431	2,173	2,478	1,858	748	1,948	2,372	2,534	1,372	856	n/a

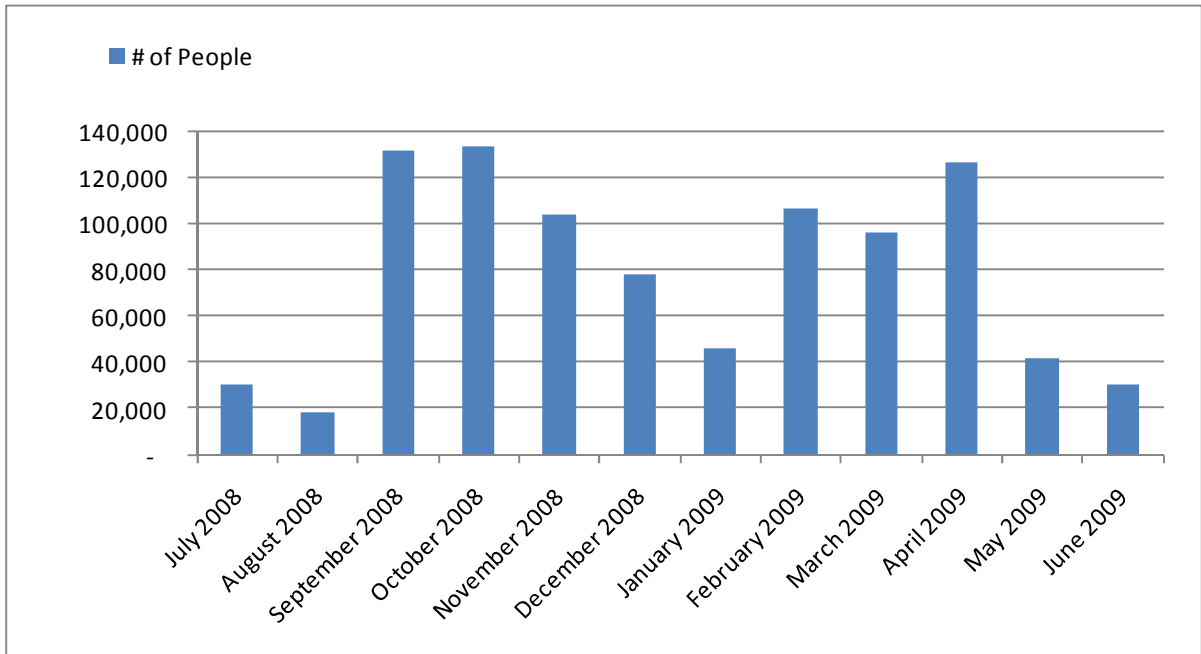
Source: Clement C. Maxwell Library

EZProxy Statistics July 2008 – June 2009



Source: Clement C. Maxwell Library
BRIDGEWATER STATE COLLEGE • FACTBOOK 2008-09

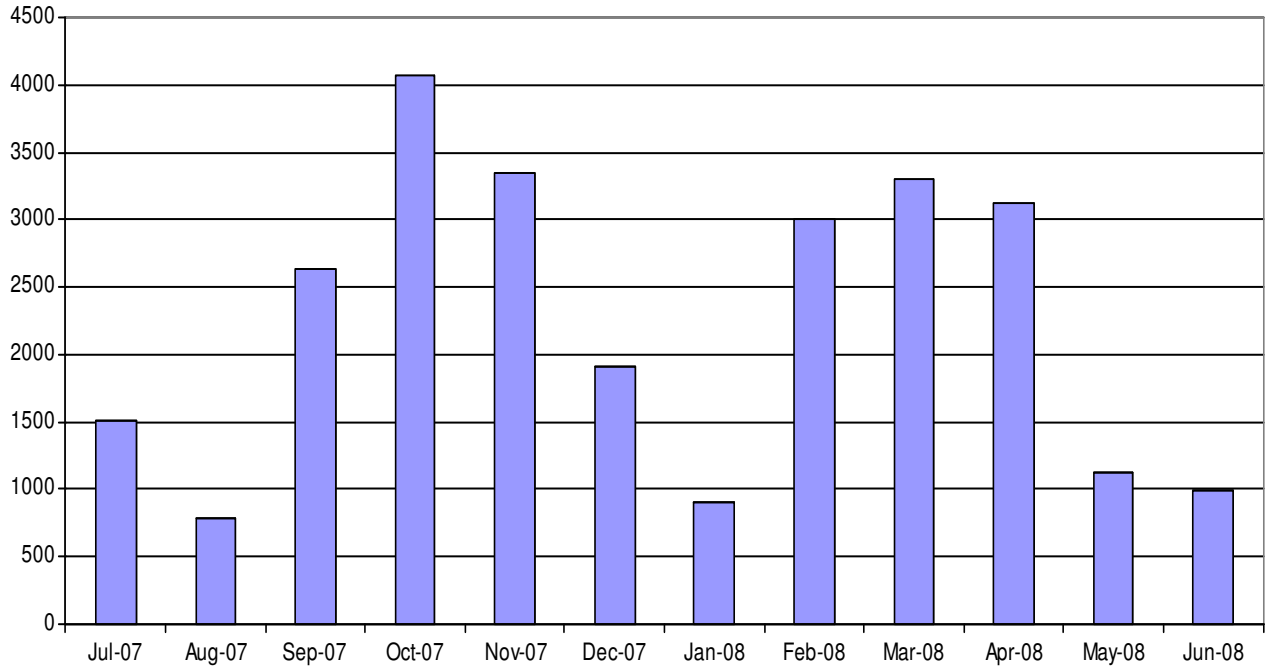
Gate Count Monthly Summary July 2008 – June 2009



Note: These figures are derived from gates located in two locations in the library. These do not reflect the number of library users nor the number of people that enter the building on a given day. Many users are counted twice (in & out), while the patrons that use the main entrance door or the elevator are not counted.

Source: Clement C. Maxwell Library

A to Z Journal List Use Statistics
July 2007 – June 2008
by Session



Source: Clement C. Maxwell Library

LinkSource Linking Statistics
July 2007 - June 2008
by Database Vendor Package

Database	Grand Total
ABC-CLIO	
America: History & Life (AHL)	2,114
Historical Abstracts (HA)	558
Combined AHL and HA Activities from ABC-CLIO	214
ComAbstracts	478
CSA (Cambridge Science Abstract)	
ASFA 1: Biological Sciences and Living Resources	42
Biology Digest	84
Biological Sciences	764
Criminal Justice Abstracts	3,125
Health and Safety Science Abstracts	66
Medline	427
National Criminal Justice Reference Service Abstracts	336
Worldwide Political Science Abstracts	275
Plant Science	2
EBSCO	
Academic Search Elite	1,083
America: History & Life	493
Academic Search FullTEXT Premier	18,618
Academic Search Premier Publications	22
Biomedical Reference Collection: Basic	4
Business Source Premier	813
Regional Business News	4
Computer Science Index	222
MEDLINE	1,817
ERIC	2,679
MasterFILE Premier	79
Health Source: Nursing/Academic Edition	35
Health Source: Nursing/Academic Edition Publications	2
Historical Abstracts	92
Health Source: Consumer Edition	62
Literary Reference Center	4
Library, Information Science & Technology Abstracts	54
Military & Government Collection	40
MLA International Bibliography	4,131
Newspaper Source	135
Psychology & Behavioral Sciences Collection	866
PsycINFO 1887-Current	7,342
Religion & Philosophy Collection	5
SPORTDiscus with Full Text	1,169
SocINDEX with Full Text	1,268
Social Work Abstracts	272
Professional Development Collection	190

Teacher Reference Center	138
Communication & Mass Media Complete™	2,577
ScienceDirect College Edition	513
Gale/InfoTrac	
Biography Resource Center	281
General BusinessFile ASAP	64
Student Edition	4
WilsonWeb	
ART Full Text	843
Education Full Text	3,271
OCLC	
AltPressIndex	837
ClasePeriodica	39
Dissertations	122
Ebooks	31
EconLit	202
GEOBASE	392
WorldCat	89
Academic OneFile	7,467
Expanded Academic ASAP	3,772
General Reference Center Gold	93
Health Reference Center Academic	844
Gale PowerSearch	365
InfoTrac OneFile	696
Educator's Reference Complete	483
Infotrac Student Edition K12	103
JSTOR	288
Library Toolbar	61
linksource.ebsco.com	5,435
International Index to Music Periodicals Full Text	43
Grand Total	79,039

Source: Clement C. Maxwell Library